


Look for this  to identify Nature Photography Certificate Classes

NATURE PHOTOGRAPHY WINTER WORKSHOP



John Shaw: Nature Photography

Co-sponsored by Sarah P. Duke Gardens and Rick Fisher Photography

 Join us for two days of learning with John Shaw. This legendary nature photographer has influenced many of us with his books and ideas. Now you have the opportunity to hear from him directly.

John's passion and creativity are evident in his writing. He speaks of discovery and emotion, using photographs as the means by which we record and communicate our discoveries. The combination of enthusiasm, creativity, and superb technical skills and knowledge make John an outstanding instructor. John's teaching style is clear, concise and highly informative and his approach outlines a process, from initial concept through execution and finally to digital workflow and making a final master file. He addresses a photographer's two greatest challenges: developing a creative vision and refining a digital workflow. When the weekend is over, attendees will have a solid understanding of many basic and advanced principles related to nature photography and the digital darkroom. Throughout the seminar there will be plenty of time for John to answer questions. Learn from someone who acknowledges both the poet artist and the technician present in all nature photographers.

John has been a professional nature photographer since the early 1970s. His work has been published in many publications and books, including National Geographic, Nature's Best, National Wildlife, Audubon, Outdoor Photographer, and many others. In 1997 he received the first-ever Outstanding Photographer Award given by NANPA (North American Nature Photography Association). Nikon chose him as a featured Legend Behind the Lens in 2002, while Microsoft designated him an Icon of Imaging in 2006. He has been part of Epson's Stylus Pro fine art print makers group since 2001.

John has published six books on nature photography, plus five eBooks on Photoshop and Lightroom. He has photographed on every continent, from the Arctic to the Antarctic, from Provence to Patagonia. While he once used a variety of film cameras, he much prefers the advantages of digital capture.

Saturday & Sunday, Jan. 28 & 29, 9 am-5 pm

Participant Limit: 125

Location: The Doris Duke Center

Fee: early bird special \$220; Friends \$175

until Dec. 15, 2011. Beginning Dec. 16, 2011, registration is \$250;

Friends \$200. Fee includes all handouts, materials, and lunch and break refreshments.

Nature Photography Certificate elective

NATURE PHOTOGRAPHY

DIGITAL PHOTOGRAPHY: Understanding Digital Camera, Camera to Computer & Photo Editing

Rick Fisher, Rick Fisher Photography



This is the class you have been looking for! Learn about your camera's bells and whistles; review all functions and menus, control settings and white balance, and learn to load, edit, and organize photos on a computer. We will also do some work on basic photo composition skills. Bring your camera and manual to each session.

3 Wednesdays, Jan. 18-Feb. 1, 6-9 pm

Location: Doris Duke Center

Nature Photography Certificate elective

Participant Limit: 15

Fee: \$130; Friends \$105

INTRODUCTION TO NATURE PHOTOGRAPHY

Jennifer Weinberg, Jennifer Weinberg Photography, Raleigh



In nature photography you can capture and communicate your delight in a season, an object, or a moment in time. Discover the full possibilities of nature photography. Learn equipment basics, field strategies and techniques, exposure, lighting, and compositional skills. Class includes hands-on practice sessions and classroom reviews.

Friday, 6-9 pm, Saturday & Sunday, 8 am-noon
Feb. 10-12

Location: Doris Duke Center.

Nature Photography Certificate required course

Participant Limit: 15

Fee: \$140; Friends \$115

PHOTOSHOP FOR THE NATURE PHOTOGRAPHER

Paul Salazar, Nature Photographer



The use of computer techniques in photography opens an entire new range of options. Learn about configuring Photoshop, using Camera Raw Image Processing, making selections and masking, darkroom effects, filters, and color management as you become familiar with Photoshop and some of its more useful features. Class will meet in a computer lab setting.

3 Saturdays, Feb. 11-25, 9:30 am-12:30 pm

Location: computer lab directions to be sent

Nature Photography Certificate elective


Participant Limit: 15

Fee: \$150; Friends \$120



LEARN FROM THE MASTERS

Mark Riedy and John Wigmore of Luma Workshops

 Go from ordinary to extraordinary photographs in three easy steps. Learn how masterful photographers, such as Ansel Adams, worked to create great images despite the limitations of film and post production. Mark and John have studied photography and several master photographers for more than 35 years. Their approach will give you tools to make thoughtful choices and deliver amazing photographs through careful study and planning.

3 Saturdays, March 31-April 14, 8-10 am

Location: Doris Duke Center


Nature Photography Certificate elective

Participant Limit: 20

Fee: \$95; Friends \$75

PHOTOGRAPHING PLANTS

Paul Salazar, Nature Photographer

 Plants are complex objects. They are solid and transparent, a single object and many very different parts, all visibly interacting with the sun, wind, and rain. Learn to capture the beauty of plants in this class that will focus on composition and technique, including some unusual strategies.

2 Wednesdays, May 16 & 23, 6:30-9 pm
and Saturday, May 19, 8 am-noon

Location: Doris Duke Center

Nature Photography Certificate required course


Participant Limit: 15

Fee: \$130; Friends \$105

COMPOSITION AND LIGHT



Paul D. Winger, Paul D. Winger Photography

 Paul has been awarded many degrees and certifications, including a certificate of graduation as a Master Photographic Craftsman from the New York Institute of Photography in 1987.

In this workshop work Paul will work with you to refine your compositions. Learn to see beyond your preconceptions, studying composition from a variety of perspectives and seeing how other participants perceive the same view. Paul will also teach you to consider light as a compositional element, using it to shape the end result.

2 Thursdays, June 14 & 21, 6:30-9 pm,
and Saturday, June 16, 8 am-noon

Location: Doris Duke Center

Nature Photography Certificate elective

Participant Limit: 15

Fee: \$130; Friends \$105

IMAGE IMPROVEMENT BEFORE POST-PROCESSING



Dick Cicone, Nature Photographer



Dick has been an active semi-professional photographer and involved with amateur photo clubs for 40 years as a participant, competition judge and lecturer.

Minimize your post-production work with skills learned in this class. Dick will help you refine your knowledge and skill with all of the functions of your camera that influence the image. Then the class will touch on composition, perspective and depth of field. Class time will be divided between lecture, field work, and photo reviews.

Saturday, June 23, 8 am-2 pm

Location: Doris Duke Center

Nature Photography Certificate elective

Participant Limit: 15

Fee: \$90; Friends \$70

